

# Co-Curricular Activity Assessment Report 2022-2023

## Student Organization Assessment

Student organizations were assessed by an annual survey (Appendix A) of students to evaluate student's perception of how effectively the organization supported the 5 Co-Curricular Learning Outcomes as well as supporting General Education outcomes.

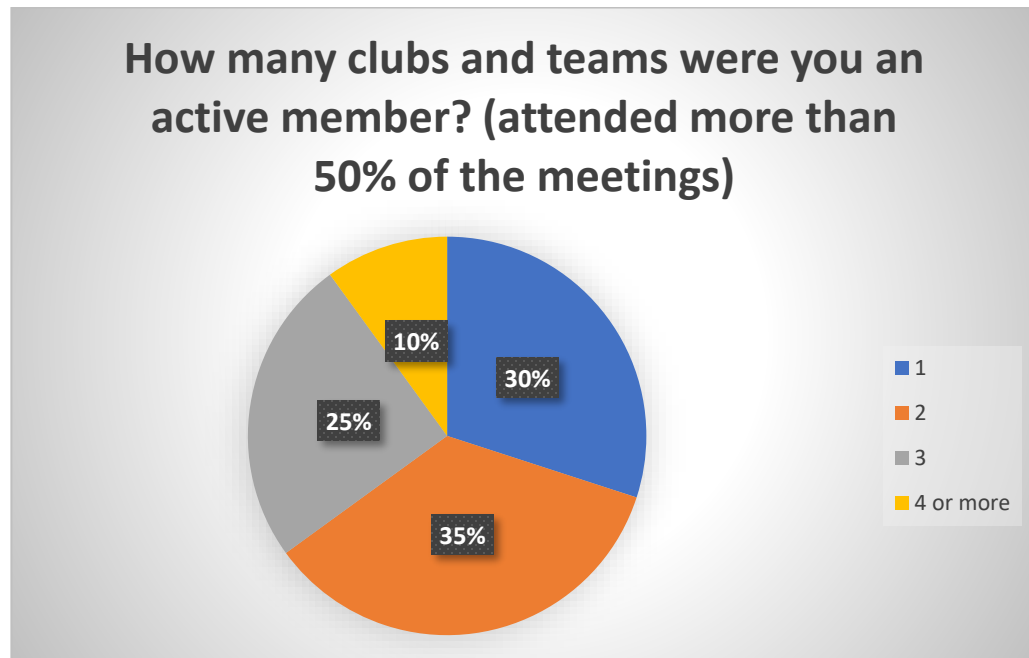
### Co-Curricular Activity Outcomes

- 1) Prepares the student for a successful career in agriculture, veterinary technology, and related industries.
- 2) Provides the student a practical, applied, experiential learning experience.
- 3) Provides the student with interaction and support from agricultural industries and organizations.
- 4) Develops the student's personal integrity and responsibility.
- 5) Develops the student's respect for everyone's contributions, perspectives, and personal worth.

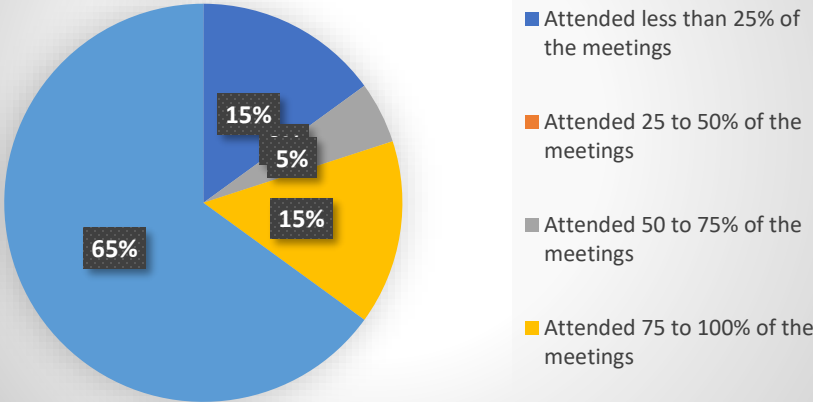
### General Education Outcomes

- 1) Written Communication
- 2) Oral Communication
- 3) Quantitative Literacy
- 4) Problem Solving
- 5) Civic Engagement
- 6) Critical Thinking
- 7) Intercultural Knowledge and Competence

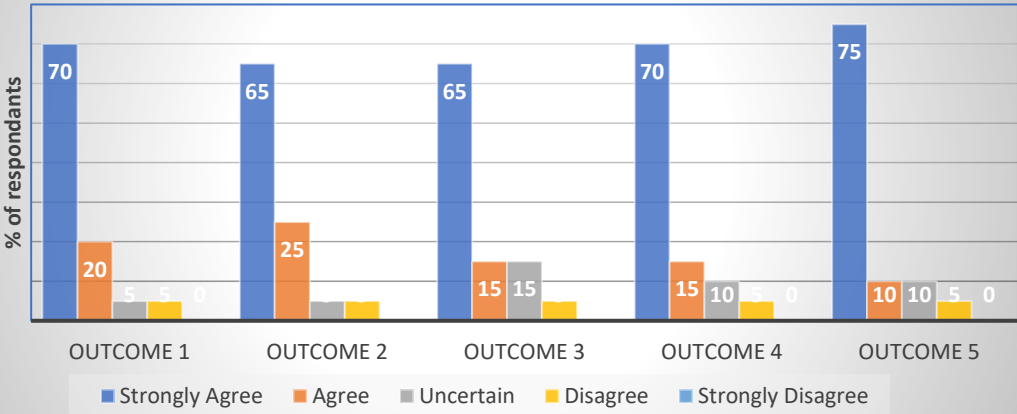
## 2023 Survey Results



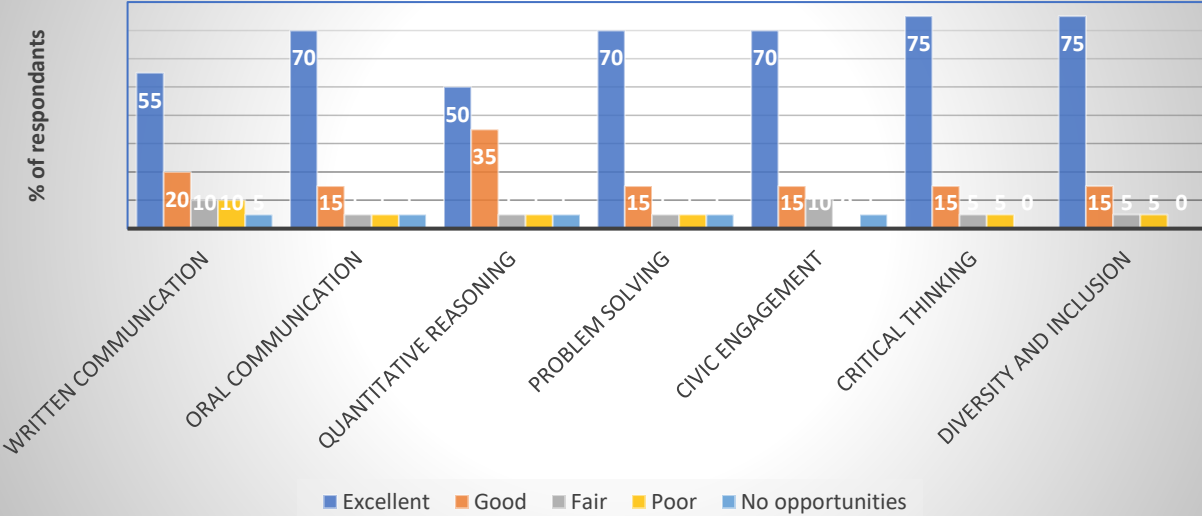
## Indicate the level of your participation in the club you selected.



## Support of NCTA's Mission and Values



## Support of NCTA General Education Outcomes



Responding students are very engaged in NCTA student organizations with over 70% of respondents actively participating in 2 or more organizations. The data does somewhat suggest that survey respondents represented our most active students as 65% of respondents held leadership positions in student organizations.

Students consistently responded that NCTA organizations support the Co-Curricular learning outcomes that reflect NCTA’s mission and values with 80 to 90% of respondents selecting “Agree” or “Strongly Agree.” This matches the survey data collected for the 2021-22 academic year. Additionally, 75 to 90% of respondents identified that organizations provided learning opportunities in our 7 General Education outcomes.

Faculty estimate that about 50% of our students are active in a student organization. This places the survey response rate at about 25%. Efforts will be made to increase the survey response rate from other organization members for future assessment. Almost every student organization did have at least one survey completed, which represents the following student organizations:

- Ag Business Club
- Ag Mechanics Club
- Collegiate Cattleman
- Collegiate FFA/4H
- Farm Bureau Club
- Horticulture Club
- Safari
- STVMA
- Student Senate
- Women in Ag

### **Student Team Assessment**

NCTA student competitive teams have been assessed since 2013 using the Course Student Learning Outcome structure, which includes the semesterly reporting template provided in Appendix B. Assessment results for these teams are summarized below. Most teams have multiple learning outcomes that are provided. The success of student learning was combined for this report.

#### Fall 2022 Semester

|                                     | <b>AGR 1891<br/>Crops<br/>Judging</b> | <b>ASI<br/>1031/2031<br/>Rodeo<br/>Seminar</b> | <b>ASI 1201<br/>Shooting<br/>Sports</b> | <b>ASI<br/>1222/2312<br/>Livestock<br/>Judging</b> | <b>ASI<br/>1241/1341<br/>Ranch<br/>Horse</b> | <b>VTE<br/>1111/2111<br/>Stock Dog</b> |
|-------------------------------------|---------------------------------------|--|---|--|--|--|
| <b># of Students</b>                | 10                                    | 22   | 11                                      | 13   | 19   | 11                                     |
| <b>% of course<br/>outcomes met</b> | 100%                                  | 100%   | 100%                                    | 100%   | 93%  | 85%                                    |

Spring 2023 Semester

|                             | <b>AGR 2891<br/>Crops<br/>Judging</b> | <b>ASI<br/>1031/2031<br/>Rodeo<br/>Seminar</b> | <b>ASI 1201<br/>Shooting<br/>Sports</b> | <b>ASI<br/>1312/2332<br/>Livestock<br/>Judging</b> | <b>ASI<br/>1241/1341<br/>Ranch<br/>Horse</b> | <b>VTE<br/>1111/2111<br/>Stock Dog</b> |
|-----------------------------|---------------------------------------|--|---|--|--|--|
| # of Students               | 11                                    | 15   | 9                                       | 7  | 17   | 9                                      |
| % of course<br>outcomes met | 100%                                  | 100%   | 100%                                    | 100%   | 100%   | 72%                                    |

Students are meeting team learning outcomes at a very high level overall. Stock Dog team documented that changes in dog requirements were added in 2022-23, which led to a 10% increase in outcome achievement. Coaches note the most common occurrence leading to lack of outcome achievement are students that no longer meet the rigors that are expected for team participation and travel. Overall, teams are well recognized and respected on their competing circuits and student members are highly engaged in the learning opportunities provided.

## Appendix A - Assessment Survey for Student Organizations

How many clubs and teams were you an active member? (attended more than 50% of the meetings)

- 1
- 2
- 3
- 4 or more

Indicate the level of your participation in this activity.

- None
- Attended less than 25% of meetings
- Attended 25 to 50% of meetings
- Attended 50 to 75% of meetings
- Attended 75 to 100% of meetings
- Attended majority of meetings and held leadership position

For each of the statements below, indicate how well the club supported the outcome statement.

(Drop down scale = strongly disagree, disagree, uncertain, agree, strongly agree)

- 1) Prepares the student for a successful career in agriculture, veterinary technology, and related industries.
- 2) Provides the student a practical, applied, experiential learning experience.
- 3) Provides the student with interaction and support from agricultural industries and organizations.
- 4) Develops the student's personal integrity and responsibility.
- 5) Develops the student's respect for everyone's contributions, perspectives and personal worth.

For each of the statements below, indicate how well the club provided learning in the subject.

(Drop down scale = no opportunities, poor, good, very good, excellent)

- 1) Written communication
- 2) Oral communication
- 3) Numerical or quantitative reasoning
- 4) Problem solving
- 5) Civic engagement or community involvement
- 6) Critical thinking of issues and ideas
- 7) Awareness of diversity and inclusion

**Appendix B – Student Learning Outcome Template for Courses (Teams)**

|                    |                  |
|--------------------|------------------|
| <b>Instructor:</b> | <b>Semester:</b> |
|--------------------|------------------|

| <b>Course:</b>                  |                        |                        |                 |                         |                 |
|---------------------------------|------------------------|------------------------|-----------------|-------------------------|-----------------|
| <b>Student Learning Outcome</b> | <b>Assessment Tool</b> | <b>Current Results</b> |                 | <b>Previous Results</b> |                 |
|                                 |                        | <b># tested</b>        | <b># passed</b> | <b># tested</b>         | <b># passed</b> |
|                                 |                        |                        |                 |                         |                 |
|                                 |                        |                        |                 |                         |                 |
|                                 |                        |                        |                 |                         |                 |
|                                 |                        |                        |                 |                         |                 |
|                                 |                        |                        |                 |                         |                 |
|                                 |                        |                        |                 |                         |                 |
|                                 |                        |                        |                 |                         |                 |
|                                 |                        |                        |                 |                         |                 |
|                                 |                        |                        |                 |                         |                 |
|                                 |                        |                        |                 |                         |                 |
|                                 |                        |                        |                 |                         |                 |
|                                 |                        |                        |                 |                         |                 |

Summarize changes you plan to make to improve student achievement of SLO's (new methods of instruction, new assessment tools, etc.)

Describe the impacts of changes you made based on the previous assessment for the course.

Describe any funds needed to improve student learning